

## 8Y254 Series Target Connectors for Spring Probe

2.54mm pitch

### Specifications

Dielectric strength : AC200Vrms 1minute  
Insulation resistance : 1000MΩmin  
Capacitance : 1pF max  
Operating temperature : -45°C~+150°C

### Materials

Insulator : High temp. thermoplastic  
Body : Brass, Au plating over Ni

### How to order


**8Y254 - TG SM - 04 S**

SM: Surface mount  
SD: Solder dip

Number of positions : P  
Single in line : 02, 03, 04, 06, 07, 08, 09, 10, 12  
Dual in line : 04, 12, 20(even number)

S : Single in line  
D : Dual in line

Regarding other number of positions, please feel free to ask us.

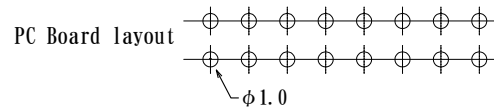
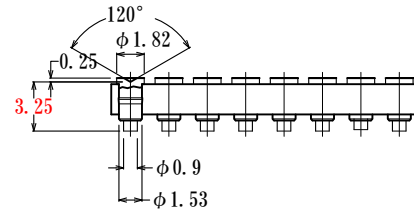
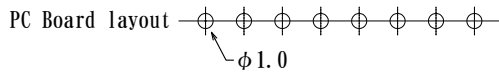
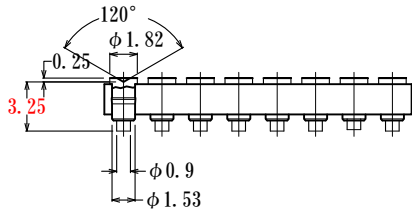


SM : Surface Mount

S : Single In Line

SM : Surface Mount

D : Dual In Line

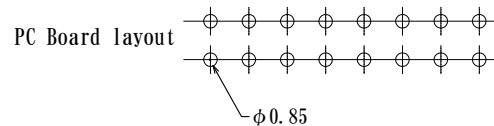
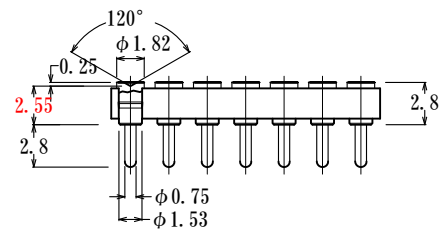
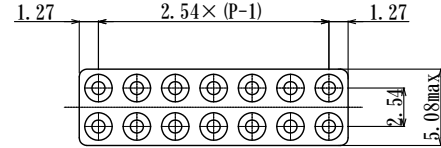
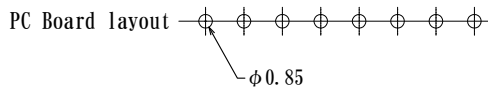
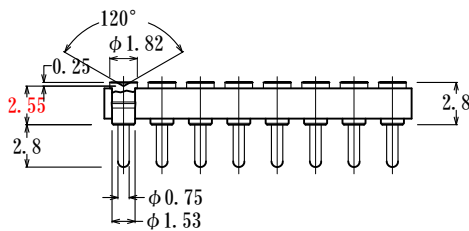
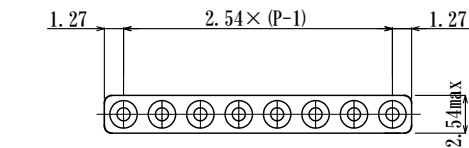


SD : Solder dip

S : Single In Line

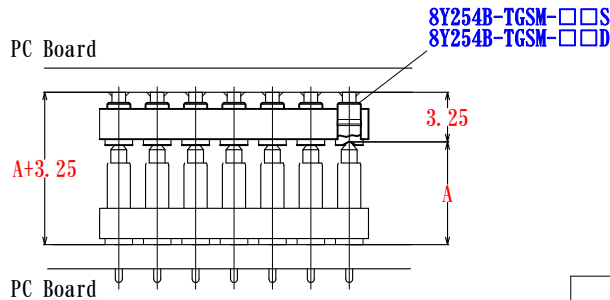
SD : Solder dip

D : Dual In Line



## 8Y254 Series Target Connectors for Spring Probe

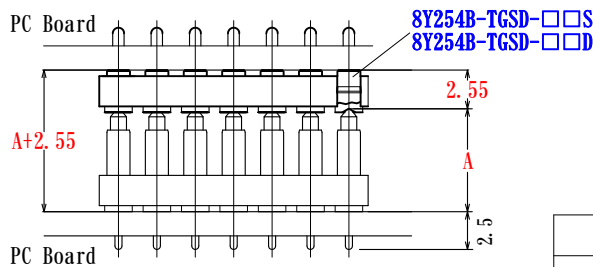
2.54mm pitch



SM: The distance between the substrates in the case of SMT type.

:mm

Spring Probe Connectors		A	S	Full Travel	Line	A+3.25
SMT type P/N	Solder Dip type P/N	Initial height	Recommended Travel			
8Y254B-53S10SM-□□S	8Y254B-53S10SD-□□S	5.3	0.7	1.0	Single	8.55
8Y254B-53S10SM-□□D	8Y254B-53S10SD-□□D				Dual	
8Y254B-64S14SM-□□S	8Y254B-64S14SD-□□S	6.4	1.0	1.3	Single	9.65
8Y254B-64S14SM-□□D	8Y254B-64S14SD-□□D				Dual	
8Y254B-74S14SM-□□S	8Y254B-74S14SD-□□S	7.4	1.0	1.4	Single	10.65
8Y254B-74S14SM-□□D	8Y254B-74S14SD-□□D				Dual	
8Y254B-81S17SM-□□S	8Y254B-81S17SD-□□S	8.1	1.1	1.7	Single	11.35
8Y254B-81S17SM-□□D	8Y254B-81S17SD-□□D				Dual	
8Y254B-101S21SM-□□S	8Y254B-101S21SD-□□S	10.1	1.6	2.1	Single	13.35
8Y254B-101S21SM-□□D	8Y254B-101S21SD-□□D				Dual	
8Y254B-113S28SM-□□S*	8Y254B-113S28SD-□□S*	11.3	1.8	2.4	Single	14.55
8Y254B-113S28SM-□□D*	8Y254B-113S28SD-□□D*				Dual	
8Y254B-120S28SM-□□S	8Y254B-120S28SD-□□S	12.0	2.0	2.8	Single	15.25
8Y254B-120S28SM-□□D	8Y254B-120S28SD-□□D				Dual	



SD: The distance between the substrates in the case of SD type

:mm

Spring Probe Connectors		A	S	Full Travel	Line	A+2.55
SMT type P/N	Solder Dip type P/N	Initial height	Recommended Travel			
8Y254B-53S10SM-□□S	8Y254B-53S10SD-□□S	5.3	0.7	1.0	Single	7.85
8Y254B-53S10SM-□□D	8Y254B-53S10SD-□□D				Dual	
8Y254B-64S14SM-□□S	8Y254B-64S14SD-□□S	6.4	1.0	1.3	Single	8.95
8Y254B-64S14SM-□□D	8Y254B-64S14SD-□□D				Dual	
8Y254B-74S14SM-□□S	8Y254B-74S14SD-□□S	7.4	1.1	1.4	Single	9.95
8Y254B-74S14SM-□□D	8Y254B-74S14SD-□□D				Dual	
8Y254B-81S17SM-□□S	8Y254B-81S17SD-□□S	8.1	1.1	1.7	Single	10.65
8Y254B-81S17SM-□□D	8Y254B-81S17SD-□□D				Dual	
8Y254B-101S21SM-□□S	8Y254B-101S21SD-□□S	10.1	1.6	2.1	Single	12.65
8Y254B-101S21SM-□□D	8Y254B-101S21SD-□□D				Dual	
8Y254B-113S28SM-□□S*	8Y254B-113S28SD-□□S*	11.3	1.8	2.4	Single	13.85
8Y254B-113S28SM-□□D*	8Y254B-113S28SD-□□D*				Dual	
8Y254B-120S28SM-□□S	8Y254B-120S28SD-□□S	12.0	2.0	2.8	Single	14.55
8Y254B-120S28SM-□□D	8Y254B-120S28SD-□□D				Dual	

\* mark product is made only upon order.

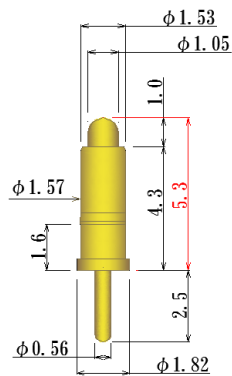
## 8Y254B Series Spring Probe Pins

### Specifications

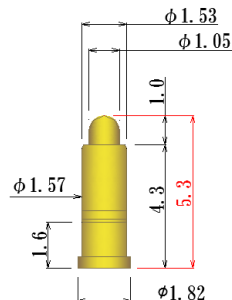
Contact resistance	: 50mΩmax *
Durability	: 100,000 cycles min
Operating temperature	: -45°C~+150°C

### Materials

Barrel	: Brass, Au, over Ni
Plunger	: Brass, Au plating over Ni over Ni plating
Spring Coil	: Stainless steel, Au plating

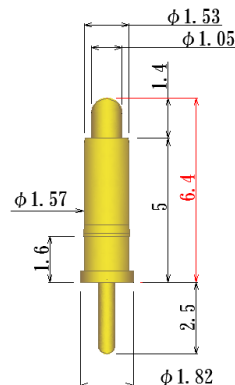


8Y254B-H53S10-SD

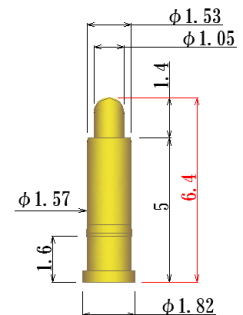


8Y254B-H53S10-SM

Full travel 1.0mm  
0.98N (100gf) at 0.7mm travel  
(recommended travel)



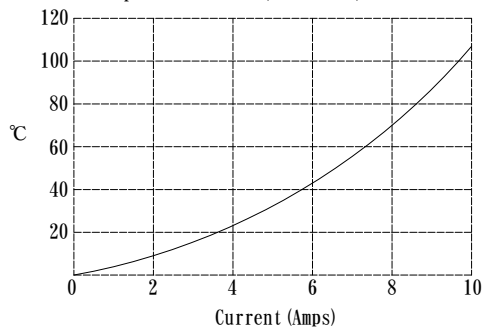
8Y254B-H64S14-SD



8Y254B-H64S14-SM

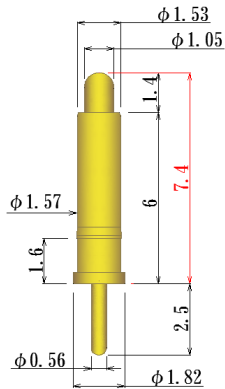
Full travel 1.3mm  
0.98N (100gf) at 1.0mm travel  
(recommended travel)

8Y254B-H120S28-SM (Page 5A9)  
Temperature Rise (Reference)



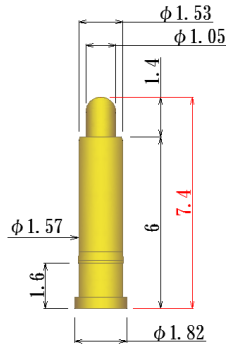
\*In case of Gold plated PC board land or Gold plated metal for the mating surface.  
\*At recommended stroke and Static contacting to the target. (The target shall be motionless.)

## 8Y254B Series Spring Probe Pins

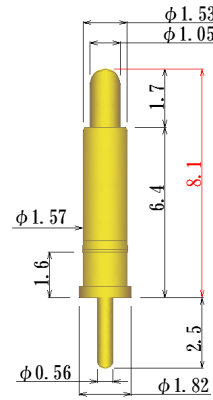


**8Y254B-H74S14-SD**

Full travel 1.4mm  
0.98N (100gf) at 1.1mm travel (recommended travel)

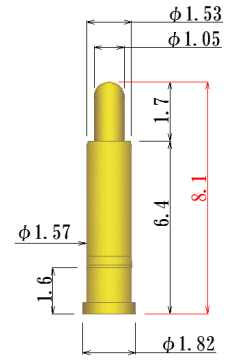


**8Y254B-H74S14-SM**

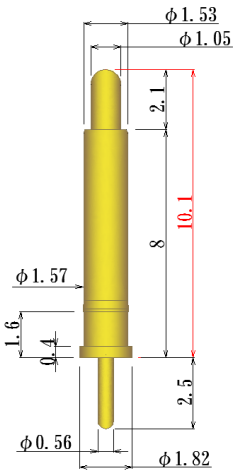


**8Y254B-H81S17-SD**

Full travel 1.7mm  
0.98N (100gf) at 1.1mm travel (recommended travel)

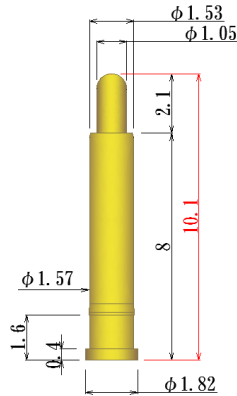


**8Y254B-H81S17-SM**

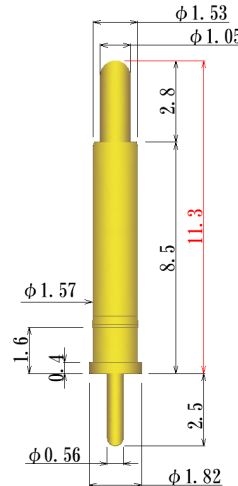


**8Y254B-H101S21-SD**

Full travel 2.1mm  
0.98N (100gf) at 1.6mm travel (recommended travel)

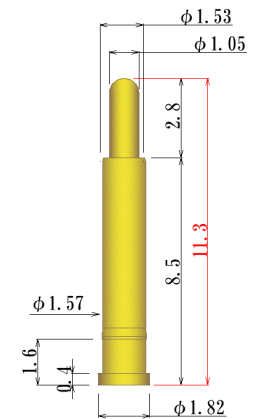


**8Y254B-H101S21-SM**

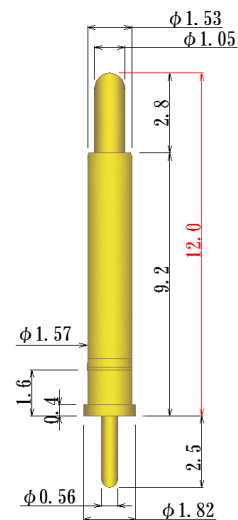


**8Y254B-H113S28-SD\***

Full travel 2.4mm  
0.98N (100gf) at 1.8mm travel (recommended travel)

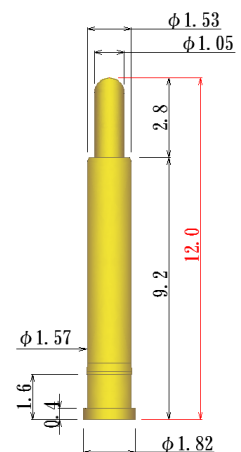


**8Y254B-H113S28-SM\***



**8Y254B-H120S28-SD**

Full travel 2.8mm  
0.98N (100gf) at 2.0mm travel (recommended travel)



**8Y254B-H120S28-SM**

\* mark product is made only upon order.