
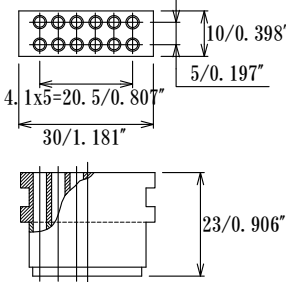

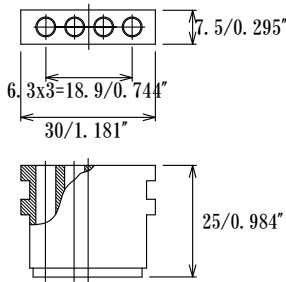






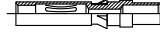



High Current Module UJC Series

| <p>φ1.2 module 12pin max Current rating : 6A</p> <p>Insulator P/N: UJC-M11X12-T250-AB</p>   <p>Dielectric strength : 1500V Wire outer dia. max : φ1.9</p> | | | <p>φ2.0 module 4pin max Current rating : 18A</p> <p>Insulator P/N: UJC-M20X4-T250</p>   <p>Dielectric strength : 1800V</p> | | |
|--|---|---|---|--|---|
| Pin type | Socket pin P/N | Plug pin P/N | Pin type | Socket pin P/N | Plug pin P/N |
| Solder | UJCS12-F2-G | UJCP12-F2-G (Pre mating pin) | Solder | UJCS20-23LG-RG | UJCP20-95LG-RG UJCP20-140LG-RG (Pre mating pin) |
| Gold plating |  |  | Gold plating |  |  |
| Crimp | UJCS12-24LG-CR | UJCP12-95LG-CR UJCP12-140LG-CR (Pre mating pin) | Crimp | UJCS20-23LAG-CR | UJCP20-95LAG-CR UJCP20-140LAG-CR (Pre mating pin) |
| Silver plating |  |  | Silver plating |  |  |

Materials

Socket pin

Louwer: Beryllium Copper, Heat treated
Gold Plated over Nickel plating
Sleeve: Brass, Gold Plating over Nickel plating

Plug pin

: Brass, Gold Plating over Nickel plating

Insulator

: PBT glass filled or PPs, black, UL94V-0

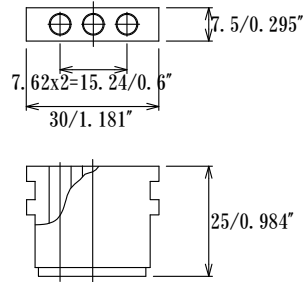
*Please call factory about followings
Crimping tool + Locator
Pin Removal too

Note:

Current rating value is in case of a single pole.
When using multi number of pins, the current rating decreases.

**High Current Module $\phi 3.0\text{mm}/0.118''$ 3pin max
UJC Series**

$\phi 3.0\text{mm}/0.118''$ module
Current rating : 30A at 25°C
Insulator P/N:
UJC-M30X3-T250

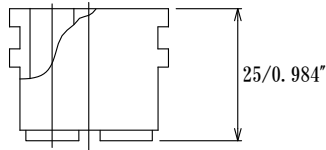
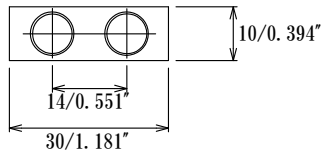



Dielectric strength : 1200V

| Pin type | Socket pin P/N | Plug pin P/N |
|----------------------------|-------------------------------|--|
| Soldering Gold plating | <p>UJCS30-23LG-RG</p> | <p>UJCP30-95LG-RG UJCP30-140LG-RG (Pre mating pin)</p> |
| Crimping Silver plating | <p>UJCS30-23LAG-CR</p> | <p>UJCP30-95LAG-CR UJCP30-140LAG-CR (Pre mating pin)</p> |

**High Current Module $\phi 6.0\text{mm}/0.236''$ 2pin
UJC Series**

$\phi 6.0\text{mm}/0.236''$ module
Current rating : 65A at 25°C
Insulator P/N:
UJC-M40X2-T250-3



Dielectric strength : 1500V

| Pin type | Socket pin P/N | Plug pin P/N | | | | | | | | | | | | | | | | | | | | | | | | | | | | | | | | |
|------------------------------------|---|--|------------|----------|------|-----------------------------------|------------|------------|---|-----------------------------------|------------|------------|---|-----------------------------------|------------|------------|----|--|-----|----------|----------|------|------------------------------------|------------|------------|---|------------------------------------|------------|------------|---|------------------------------------|------------|------------|----|
| Crimping | <table border="1"> <thead> <tr> <th>P/N</th> <th>ϕA</th> <th>ϕB</th> <th>AWG#</th> </tr> </thead> <tbody> <tr> <td>UJCS60-31LG-CR140</td> <td>7.5/0.295"</td> <td>5.3/0.209"</td> <td>6</td> </tr> <tr> <td>UJCS60-31LG-CR080</td> <td>6.5/0.256"</td> <td>4.1/0.161"</td> <td>8</td> </tr> <tr> <td>UJCS60-31LG-CR035</td> <td>4.5/0.177"</td> <td>2.9/0.114"</td> <td>12</td> </tr> </tbody> </table> | P/N | ϕA | ϕB | AWG# | UJCS60-31LG-CR140 | 7.5/0.295" | 5.3/0.209" | 6 | UJCS60-31LG-CR080 | 6.5/0.256" | 4.1/0.161" | 8 | UJCS60-31LG-CR035 | 4.5/0.177" | 2.9/0.114" | 12 | <table border="1"> <thead> <tr> <th>P/N</th> <th>ϕA</th> <th>ϕB</th> <th>AWG#</th> </tr> </thead> <tbody> <tr> <td>UJCP60-115LG-CR140</td> <td>7.5/0.295"</td> <td>5.3/0.209"</td> <td>6</td> </tr> <tr> <td>UJCP60-115LG-CR080</td> <td>6.5/0.256"</td> <td>4.1/0.161"</td> <td>8</td> </tr> <tr> <td>UJCP60-115LG-CR035</td> <td>4.5/0.177"</td> <td>2.9/0.114"</td> <td>12</td> </tr> </tbody> </table> | P/N | ϕA | ϕB | AWG# | UJCP60-115LG-CR140 | 7.5/0.295" | 5.3/0.209" | 6 | UJCP60-115LG-CR080 | 6.5/0.256" | 4.1/0.161" | 8 | UJCP60-115LG-CR035 | 4.5/0.177" | 2.9/0.114" | 12 |
| | P/N | ϕA | ϕB | AWG# | | | | | | | | | | | | | | | | | | | | | | | | | | | | | | |
| | UJCS60-31LG-CR140 | 7.5/0.295" | 5.3/0.209" | 6 | | | | | | | | | | | | | | | | | | | | | | | | | | | | | | |
| | UJCS60-31LG-CR080 | 6.5/0.256" | 4.1/0.161" | 8 | | | | | | | | | | | | | | | | | | | | | | | | | | | | | | |
| UJCS60-31LG-CR035 | 4.5/0.177" | 2.9/0.114" | 12 | | | | | | | | | | | | | | | | | | | | | | | | | | | | | | | |
| P/N | ϕA | ϕB | AWG# | | | | | | | | | | | | | | | | | | | | | | | | | | | | | | | |
| UJCP60-115LG-CR140 | 7.5/0.295" | 5.3/0.209" | 6 | | | | | | | | | | | | | | | | | | | | | | | | | | | | | | | |
| UJCP60-115LG-CR080 | 6.5/0.256" | 4.1/0.161" | 8 | | | | | | | | | | | | | | | | | | | | | | | | | | | | | | | |
| UJCP60-115LG-CR035 | 4.5/0.177" | 2.9/0.114" | 12 | | | | | | | | | | | | | | | | | | | | | | | | | | | | | | | |
| Gold plating | | | | | | | | | | | | | | | | | | | | | | | | | | | | | | | | | | |
| | | <p>Please call factory about followings Crimping tool Pin Removal tool</p> | | | | | | | | | | | | | | | | | | | | | | | | | | | | | | | | |